


RTX 5211



Traverse path	
X- / U-axis	2950 mm
Z- / W-axis	900 mm

Feed rates	
max. speed	30 m/min
max. acceleration X / U	2.4 m/s ²
max. acceleration Z / W	2.3 m/s ²
max. feed force	15 kN

Tool changer	2x
tool holder	HSK 100
tool slots	16

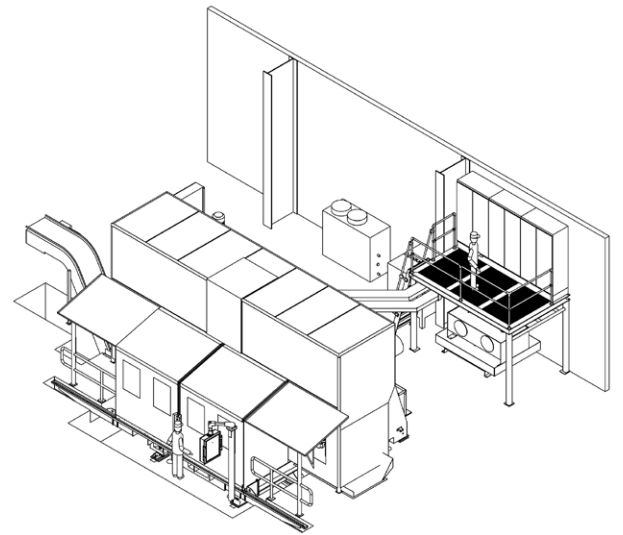
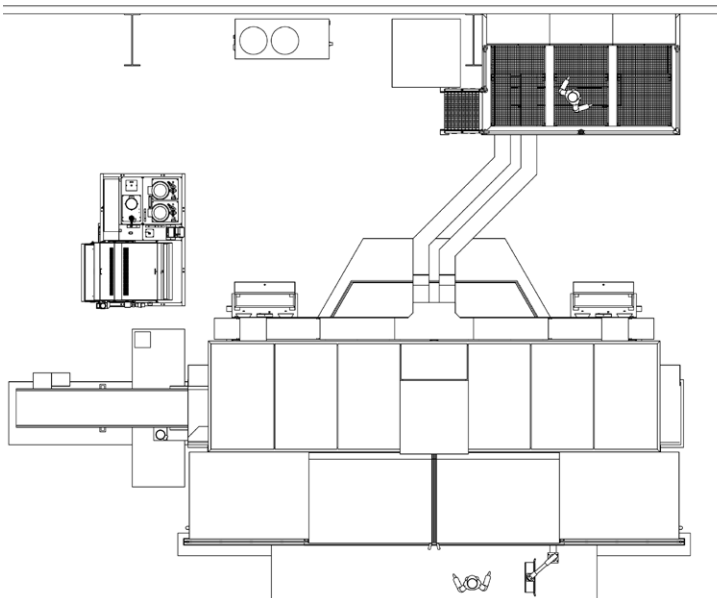
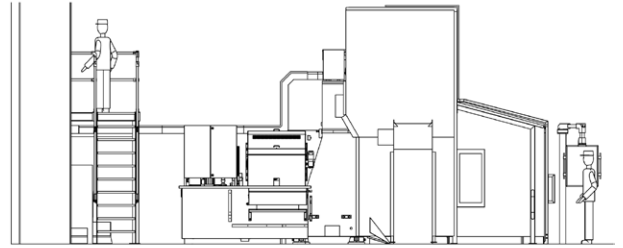
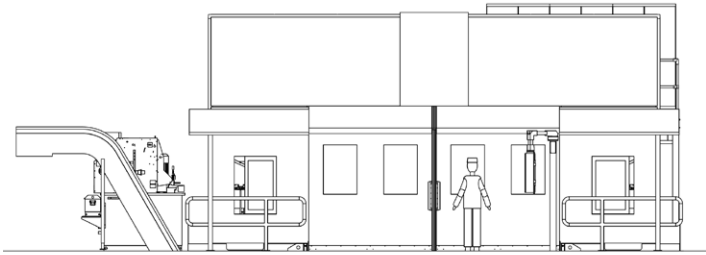
Dimensions	
space assignment	13x11.2x4.7 m
total weight	100 t

Main drive	2x
max. capacity S1 / S6-40%	42 / 63 kW
max. torque S1 / S6-40%	573 / 859 Nm
max. speed	4000 rpm

Rotary table	
diameter	4000 mm
max. speed	6 rpm
capacity	41 kW

Work piece	
max. outer diameter	4000 mm
min. inner diameter	1600 mm
max. height	400 mm
max. weight	7.5 t

RTX 5211



ELHA-MASCHINENBAU Liemke KG
Division XL Manufacturing Systems
Allee 16
D-33161 Hövelhof



Phone +49 (0) 52 57 / 5 08 - 0
Fax +49 (0) 52 57 / 5 08 - 28
E-Mail info@elha.de
Internet www.elha.de